



PDI (New Car Inspection) Report

ID: 2633

Engineer Name: RIZWAN

Customer Name: GOURAV CHOPRA

Generated: 2026-01-08 18:02:47

STEP 1 — CAR INSPECTION

Booking ID: 2633

Engineer Name: RIZWAN

Inspection Expert City: DELHI

Customer Name: GOURAV CHOPRA

Customer Phone Number: 9999471606

Date: 08-01-2026

Time: 05:27 PM

Latitude: 28.762723

Longitude: 77.271206

Location Address: RAMESHWAR PARK, GHAZIABAD, UTTAR PRADESH, 110094, INDIA

OBD Scanning: Yes

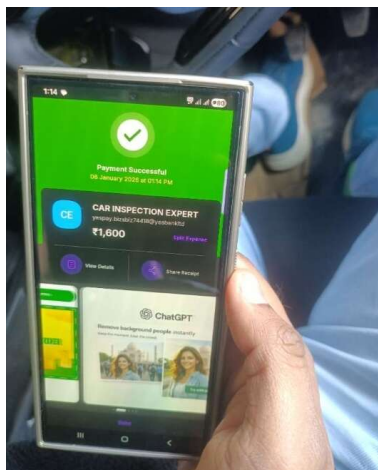
Car: NEXON

STEP 2 — PAYMENT TAKING

Payment: Yes

Payment Type: Online

Payment Proof




STEP 3 — CAR IMAGES

Front



Back



Driver Side



Passenger Side



Front Dashboard



STEP 4 — ENGINE

Car Start: Ok

Wiring: Ok

Engine Condition: Ok

Engine Condition Image



Engine Noise: Ok

Engine Oil: Ok

Engine Oil Leakage: Ok

Engine Oil Quality: CLEAN AND COMPLETE

Engine Oil Cap: CLEAN

Smoke from dipstick point: Not Present

Back Compression: Ok

Engine Mounting and Components: Ok

AC Compressor Mounting: Ok

Engine Vibration: Not Present


Hoses: Ok

Coolant: Ok

Brake Oil: Ok

Battery: Ok

Battery Image



Transmission oil leakage: Not Present

AC Fan Belt: Ok

Engine Fan Belt: Ok

Radiator fan: WORKING

Radiator Condition: Ok

Exhaust Pipe: Ok

Exhaust Sound: Not Present

Smoke Emission: Ok

STEP 5 — CAR DETAILS

Car Company: TATA

Car Variant: CREATIVE+ S DK PMT ICNG

Car Registered State: UNREGISTERED

Fuel Type: PETROL, CNG

Engine Capacity (in CC): 1.2

Transmission Type: Manual

Car Color: BLACK

Car KM Current Reading: 45

Number of Car Keys Available: 2

Chassis Number: MAT878030SAPD3138

Engine Number: REVTRN25PUXKG9286

Car KM Reading Photo



Chassis No. Plate




STEP 6 — EXTERIOR BODY

Driver Front Door: Ok

Driver - Front Fender: MINOR SCRATCHES

Driver - Front Fender Image



Driver - Front Door Window: Ok

Driver - Side View Mirror Housing: Ok

Driver - Side View Mirror Glass: Ok

Driver - Indicator Front: Ok

Driver - Roof Rail: Ok

Driver - Door Sill: Ok

Driver -Back Door: Ok

Driver - Back Door Window: Ok

Driver - Back Quarter Panel: MINOR SCRATCHES

Driver - Back Quarter Panel Image



Driver - Back Indicated: Ok

Passenger - Back Indicated: Ok

Rear Windshield: Ok

Connected Taillights: Ok


Driver Taillights: Ok

Passenger Taillights: Ok

Rear Number Plate: Ok

Rear Bumper: PANEL GAPS

Rear Bumper Image



Boot Space Door/ Backdoor: Ok

Passenger - Back Door: Ok

Passenger - Back Door Window: Ok

Fuel Filter Flap: Ok

Passenger Door Sill: Ok

Passenger Back Quarter Panel: Ok

Passenger Front Door: Ok

Passenger Front Door Window: Ok

Passenger Side View Mirror Housing: Ok

Passenger Side View Mirror Glass: Ok

Passenger Front Indicator: Ok

Passenger Front Fender: Ok

Windshields: Ok

Match all Glasses Serial Number: MATCHING

Front Bonnet Top: Ok

Front Grill: Ok

Front Grill Image



Fog Light's: NOT AVAILABLE

Fog Light's Image



Driver Headlight: Ok

Passenger Headlight: Ok

Front Number Plate: Ok

Car Roof Outside: Ok

Sun Roof: WORKING

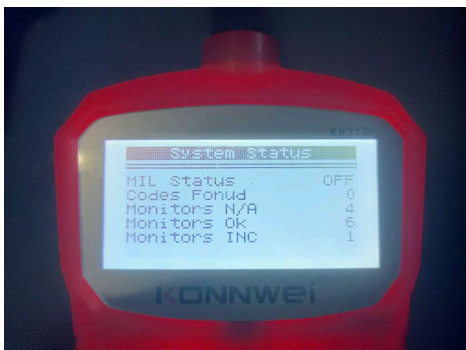
Sun Roof Image



STEP 7 — OBD SCAN

Any Fault Code Present: No

OBD Scan Photo



STEP 8 — ELECTRICAL AND INTERIOR

Central Lock Working: Ok

Ignition Switch / Push Button: Ok

Driver - Front Indicator: WORKING

Passenger - Front Indicator: WORKING

Driver Headlight: WORKING

Passenger Headlight: WORKING

Driver Headlight Highbeam: WORKING

Passenger Headlight Highbeam: WORKING

Front Number Plate Light: NOT AVAILABLE

Driver Back Indicator: WORKING

Passenger Back Indicator: WORKING

Back Number Plate Light: WORKING

Brake Light Driver: WORKING

Brake Light Passenger: WORKING

Driver Tail Light: WORKING

Passenger Tail Light: WORKING

Steering Wheel Condition: OK

Steering Mountain Controls: WORKING

Back Camera: WORKING

Reverse Parking Sensor: WORKING

Car Horn: WORKING

Entertainment System: WORKING

Cruise Control: NOT APPLICABLE

Interior Lights: WORKING

Bonnet Release Operation: WORKING

Fuel Cap Release Operation: WORKING

Check Onboard Computer ADBLue Level- Diesel Cars: NOT APPLICABLE

Window Safety Lock: WORKING

Driver ORVM Controls: Ok

Passenger ORVM Controls: OK

Glove Box: Ok

Wiper: Ok

Rear View Mirror: Ok

Dashboard Condition: Ok


Window Passenger Side: WORKING

Seat Adjustment Passenger Rear Side: WORKING


STEP 9 — AIR CONDITIONING

Air Conditioning Turning On: Ok

AC Cool



AC Hot



Air Condition Direction Mode Working: Ok

De Fogger Front Vent Working: Ok

De Fogger rear Vent Working: Ok

Air Conditioning All Vents: Ok

AC Abnormal Vibration: Not Present

STEP 10 — TYRES

Tyre Size: 215/60R16 95H

Tyre Type: Tubeless

Rim Type: Alloy

Driver Front Tyre Depth Check: GOOD

Driver Front Tyre Manufacturing Date: 5025

Driver Front Tyre Shape: OK

Driver Back Tyre Depth Check: GOOD

Driver Back Tyre Manufacturing Date: 5025

Driver Back Tyre Shape: OK

Passenger Back Tyre Depth Check: GOOD

Passenger Back Tyre Manufacturing Date: 5025

Passenger Back Tyre Shape: OK

Passenger Front Tyre Depth Check: GOOD

Passenger Front Tyre Manufacturing Date: 5025

Passenger Front Tyre Shape: OK


Stepney Tyre Depth Check: STEPNEY NOT AVAILABLE

Stepney Tyre Manufacturing Date: SPECIAL TYRE


Stepney Front Tyre Shape: OK

Sign of Camber Issue: Not Present


Driver Front Tyre Tread Depth




Driver Back Tyre Tread Depth



Passenger Back Tyre Tread Depth



Passenger Front Tyre Tread Depth




Stepney Tyre Tread Depth



STEP 11 — UNDER BODY

Any Fuel Leaks under Body: Not Present


Underbody Left



Underbody Rear



Underbody Front




Underbody Right



STEP 12 — EQUIPMENT'S

Tool Kit: Present


Tool Kit Image



STEP 13 — FINAL RESULT

Any Issues Found in Car: SOME PANEL HAVE SCRECHES REAR BUMPER GAP, FRONT BUMPER HARELINE SCHRECH, RHS RUNNING BOARD SCRECHES, RHS A PILLER HERELINE SCRECHE

Issue Photo 1



Issue Photo 2



Issue Photo 3



Car Inspection Expert System

⚠ IMPORTANT NOTE:

While inspecting the vehicle, our boy will be responsible as long as he is at the inspection site, after that he will not be responsible even if anything happens to the vehicle.

Report generated on 2026-01-08 18:02:47